

Appropriations Act FY 2006 Summary Totals

- \$ Add 000 -

	Governor's Budget Message	Changes	FY 2006 Approp. Act P.L.2005, c. 132
Opening Balance	\$400,000	\$243,769	\$643,769
Revenues	\$27,413,041	\$463,078	\$27,876,119
Total Resources	\$27,813,041	\$706,847	\$28,519,888
Appropriations	\$27,412,266	\$507,622	\$27,919,888
Closing Balance	\$400,775	\$199,225	\$600,000

July 2005

KEY TO SYMBOLS AND ABBREVIATIONS:

GF=General Fund; PTRF=Property Tax Relief Fund; CCF=Casino Control Fund; CRF=Casino Revenue Fund; GUB=Gubernatorial Elections Fund; TTF=Transportation Trust Fund; DSS=Direct State Services.

HEA=Department of Health and Senior Services; HUM=Department of Human Services; TPAF=Teachers' Pension and Annuity Fund; PAAD=Pharmaceutical Assistance for the Elderly and Disabled; OIT=Office of Information Technology; EDA=Economic Development Authority.

Prepared by the Office of Legislative Services

Comparison of Budget Revenues

FY 2006 Appropriations Act -- P.L.2005, c. 132

Page A1
July 2005

-- \$ Add 000 --

Synopsis	(1) Budget Message	(2) P.L.2005, c. 132	Difference (2) - (1)	
Sales Tax (Policy)	7,175,000	6,850,000	-325,000	
Miscellaneous Taxes, Fees, Revenues (Revised Estimate)	3,139,288	3,128,348	-10,940	
Corporation Business Tax (Revised Estimate)	2,155,100	2,402,000	246,900	
Interfund Transfers, Total (Revised Estimate)	1,404,044	1,409,528	5,484	
State Lottery Fund (Policy)	970,000	820,000	-150,000	
Cigarette Tax (Revised Estimate)	612,000	626,000	14,000	
Motor Fuels Tax (Revised Estimate)	580,000	575,000	-5,000	
Transfer Inheritance Tax (Revised Estimate)	545,000	525,000	-20,000	
Transfer Inheritance Tax (Policy)	545,000	520,000	-25,000	
Asset Sales - Reduced Anticipation (Policy)	500,000	200,000	-300,000	
Insurance Premium - (Policy)	443,000	473,000	30,000	
Realty Transfer (Revised Estimate)	405,000	455,000	50,000	
Realty Transfer (Policy)	405,000	380,000	-25,000	
Medicaid Uncompensated Care - Acute	254,355	286,955	32,600	
Unclaimed Personal Property Trust Fund	194,075	269,075	75,000	
Corporation Banks and Financial Institutions (Revised Estimate)	85,000	100,000	15,000	
Cable Industry Equity Fee (Policy)	50,000	0	-50,000	
Assessment on Houses Greater than \$1 Million (Revised Estimate)	48,000	60,000	12,000	
New Jersey Public Records Preservation	39,000	44,000	5,000	
Assessments - Public Utility	26,058	28,958	2,900	
Fines Amnesty	15,000	0	-15,000	
Assessments - Cable TV	4,241	4,341	100	
Bond Refinancing/Restructuring Proceeds	0	150,000	150,000	
Enhanced Collections/Enforcement	0	113,000	113,000	
New Home Warranty Security Fund (Interfund Transfer)	0	20,000	20,000	
Second Injury Fund (Interfund Transfer)	0	5,000	5,000	
TOTAL MISC TAXES, FEES, REVENUES				
TOTAL INTERFUND TRANSFERS				
TOTAL GF MAJOR REVENUES				
General Fund	Totals:	\$17,204,752	\$17,055,796	(\$148,956)
Gross Income Tax (Revised Estimate)	9,650,000	10,360,000	710,000	
Gross Income Tax (Policy)	9,650,000	9,565,000	-85,000	

Comparison of Budget Revenues

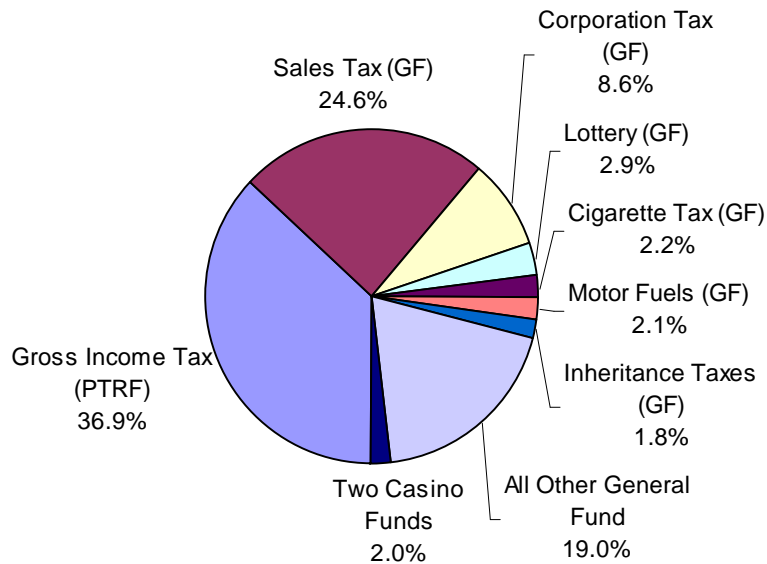
FY 2006 Appropriations Act -- P.L.2005, c. 132

Page A2
July 2005

-- \$ Add 000 --

Synopsis	(1) Budget Message	(2) P.L.2005, c. 132	Difference (2) - (1)
TOTAL PTRF			
Property Tax Relief Fund Totals:	\$9,650,000	\$10,275,000	\$625,000
License Fees (CCF)	69,285	63,012	-6,273
TOTAL CASINO CONTROL FUND			
Casino Control Fund Totals:	\$69,585	\$63,312	(\$6,273)
Casino Revenue Fund (Revised Estimate)	487,204	481,311	-5,893
TOTAL CASINO REVENUE FUND			
Casino Revenue Fund Totals:	\$487,204	\$481,311	(\$5,893)
Taxpayers' Designations (GUB)	1,500	700	-800
TOTAL GUB FUND			
Gubernatorial Elections Fund Totals:	\$1,500	\$700	(\$800)
REVENUE Totals:	\$27,413,041	\$27,876,119	\$463,078

FY 2006 Appropriations Act Revenues



Comparison of Budget Amounts

FY 2006 Appropriations Act -- P.L.2005, c. 132

Page B1
July 2005

-- \$ Add 000 --

Synopsis	(1) Budget Message	(2) P.L.2005, c. 132	Difference (2) - (1)
LEGISLATURE	Totals: \$75,106	\$74,173	(\$933)
CHIEF EXECUTIVE	Totals: \$4,972	\$4,972	\$0
AGRICULTURE	Totals: \$22,717	\$22,517	(\$200)
BANKING AND INSURANCE	Totals: \$67,837	\$67,037	(\$800)
COMMUNITY AFFAIRS	Totals: \$1,101,921	\$1,125,811	\$23,890
CORRECTIONS	Totals: \$1,033,444	\$1,029,594	(\$3,850)
EDUCATION	Totals: \$9,385,567	\$9,435,245	\$49,678
ENVIRONMENTAL PROTECTION	Totals: \$318,171	\$322,041	\$3,870
HEALTH AND SENIOR SERVICES	Totals: \$1,617,867	\$1,666,447	\$48,580
HUMAN SERVICES	Totals: \$5,233,512	\$5,261,393	\$27,881
LABOR AND WORKFORCE DEVELOPMENT	Totals: \$109,162	\$109,500	\$338
LAW AND PUBLIC SAFETY	Totals: \$593,715	\$601,882	\$8,167
MILITARY AND VETERANS' AFFAIRS	Totals: \$86,730	\$87,430	\$700
PERSONNEL	Totals: \$25,701	\$24,540	(\$1,161)
STATE	Totals: \$1,230,250	\$1,295,163	\$64,913
TRANSPORTATION	Totals: \$1,210,227	\$1,202,727	(\$7,500)
TREASURY	Totals: \$1,683,599	\$1,896,395	\$212,796
MISCELLANEOUS EXECUTIVE COMMISSIONS	Totals: \$1,403	\$1,403	\$0
INTERDEPARTMENTAL ACCOUNTS	Totals: \$2,870,963	\$2,968,266	\$97,303
JUDICIARY	Totals: \$554,026	\$554,026	\$0
DEBT SERVICE	Totals: \$185,376	\$169,326	(\$16,050)

Comparison of Budget Amounts

FY 2006 Appropriations Act -- P.L.2005, c. 132

Page B2
July 2005

-- \$ Add 000 --

Synopsis

(1)
Budget Message

(2)
P.L.2005, c. 132

Difference
(2) - (1)

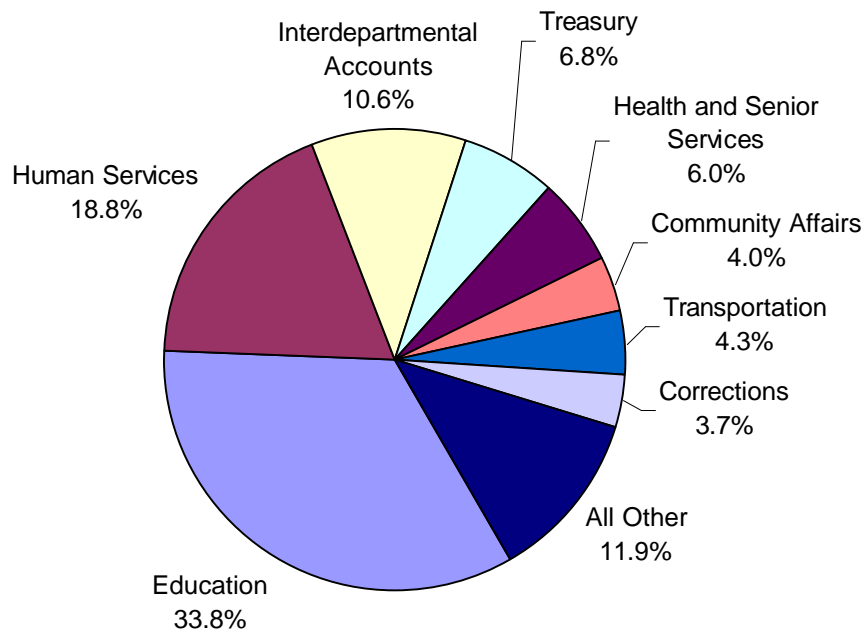
Appropriations Act FY2006 Summary Totals

\$27,412,266

\$27,919,888

\$507,622

FY 2006 Appropriations Act, by Department



Comparison of Budget Amounts

FY 2006 Appropriations Act -- P.L.2005, c. 132

Page C
July 2005

-- \$ Add 000 --

		(1) Budget Message	(2) P.L.2005, c. 132	Difference (2) - (1)
Synopsis				
General Fund	Totals:	\$17,204,752	\$17,093,267	(\$111,485)
Property Tax Relief Fund	Totals:	\$9,650,000	\$10,275,000	\$625,000
Casino Control Fund	Totals:	\$69,285	\$69,285	\$0
Casino Revenue Fund	Totals:	\$487,204	\$481,311	(\$5,893)
Gubernatorial Elections Fund	Totals:	\$1,025	\$1,025	\$0

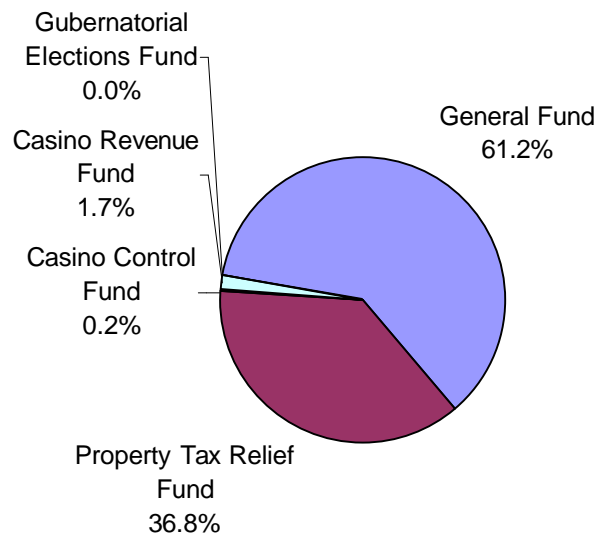
Appropriations Act FY2006 Summary Totals

\$27,412,266

\$27,919,888

\$507,622

FY 2006 Appropriations Act Fund Totals



Comparison of Budget Amounts

FY 2006 Appropriations Act -- P.L.2005, c. 132

Page D
July 2005

-- \$ Add 000 --

		(1) Budget Message	(2) P.L.2005, c. 132	Difference (2) - (1)
Synopsis				
Direct State Services	Totals:	\$5,930,055	\$5,940,442	\$10,387
State Aid	Totals:	\$11,348,760	\$11,431,888	\$83,128
Grants-In-Aid	Totals:	\$8,858,655	\$9,287,012	\$428,357
Capital	Totals:	\$1,089,420	\$1,091,220	\$1,800
Debt Service	Totals:	\$185,376	\$169,326	(\$16,050)

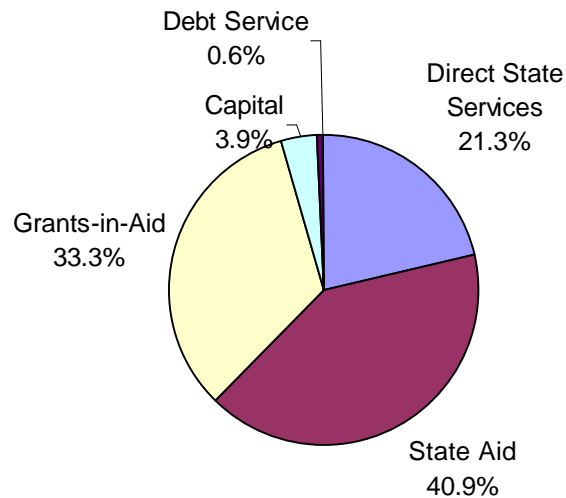
Appropriations Act FY2006 Summary Totals

\$27,412,266

\$27,919,888

\$507,622

FY 2006 Appropriations Act Categories



Comparison of Budget Amounts

FY 2006 Appropriations Act -- P.L.2005, c. 132

Page 1 of 18
July 2005

-- \$ Add 000 --

Synopsis	Lang	(1) Budget Message	(2) P.L.2005, c. 132	Difference (2) - (1)
----------	------	-----------------------	-------------------------	-------------------------

LEGISLATURE

LEGISLATIVE SUPPORT SERVICES - DSS

LEGISLATIVE COMMISSION - DSS

SENATE - DSS

GENERAL ASSEMBLY - DSS

State House Express Civics Education Program	0	30	30
--	---	----	----

General Assembly - Staff Salaries and Wages	5,553	4,590	-963
---	-------	-------	------

Language Clarifying Technologies for Which Legislative Appropriation Language May be Applied		Yes	
--	--	-----	--

Direct State Services Totals:	\$75,106	\$74,173	(\$933)
--------------------------------------	----------	----------	---------

LEGISLATURE Totals:	\$75,106	\$74,173	(\$933)
----------------------------	----------	----------	---------

CHIEF EXECUTIVE

CHIEF EXECUTIVE - DSS

Direct State Services Totals:	\$4,972	\$4,972	\$0
--------------------------------------	---------	---------	-----

CHIEF EXECUTIVE Totals:	\$4,972	\$4,972	\$0
--------------------------------	---------	---------	-----

AGRICULTURE

AGRICULTURE - DSS

Savings from Administrative Efficiencies	0	-200	-200
--	---	------	------

Direct State Services Totals:	\$9,415	\$9,215	(\$200)
--------------------------------------	---------	---------	---------

AGRICULTURE - GRANTS-IN-AID

Grants-In-Aid Totals:	\$1,575	\$1,575	\$0
------------------------------	---------	---------	-----

AGRICULTURE - STATE AID

State Aid Totals:	\$11,727	\$11,727	\$0
--------------------------	----------	----------	-----

AGRICULTURE Totals:	\$22,717	\$22,517	(\$200)
----------------------------	----------	----------	---------

BANKING AND INSURANCE

BANKING AND INSURANCE - DSS

Savings from Administrative Efficiencies	0	-800	-800
--	---	------	------

Direct State Services Totals:	\$67,837	\$67,037	(\$800)
--------------------------------------	----------	----------	---------

Comparison of Budget Amounts

FY 2006 Appropriations Act -- P.L.2005, c. 132

Page 2 of 18
July 2005

-- \$ Add 000 --

Synopsis	Lang	(1) Budget Message	(2) P.L.2005, c. 132	Difference (2) - (1)
BANKING AND INSURANCE				
Totals:		\$67,837	\$67,037	(\$800)
COMMUNITY AFFAIRS				

COMMUNITY AFFAIRS - DSS

Savings from Administrative Efficiencies		0	-1,000		-1,000
New Jersey Fire and EMS Crisis Intervention Services Telephone Hotline		0	95		95
Language Appropriating Funds from Urban Rural Centers Unsafe Demolition Revolving Loan Fund to Certain Municipalities for Building Demolition and Disposal Projects	Yes				

Direct State Services	Totals:	\$36,491	\$35,586	(\$905)
------------------------------	----------------	----------	----------	---------

COMMUNITY AFFAIRS - GRANTS-IN-AID

Automated External Defibrillator Grant Program		0	1,000		1,000
Language Applying Revenue from the New Home Warranty Security Fund to State Rental Assistance Program	Yes				
Language Allocating Up to 5% of the Appropriation for Homelessness Prevention Grants for Administrative Expenses	Yes				
Language Concerning Certain New Jersey Meadowlands Commission Escrow Accounts	Yes				
Smart Future Planning Grants		2,700	2,295		-405
Grant to ASPIRA		100	500		400
Alcyon Lake Dredging		0	300		300
Larc School - Bellmawr		0	1,000		1,000
Big Brothers/Big Sisters		0	750		750
Boys and Girls Clubs of New Jersey		0	1,500		1,500

Grants-In-Aid	Totals:	\$51,165	\$55,710	\$4,545
----------------------	----------------	----------	----------	---------

COMMUNITY AFFAIRS - STATE AID

Extraordinary Aid		31,000	43,000		12,000
Lambertville Municipal Assistance		0	250		250
West New York Parking Authority		0	2,000		2,000

COMMUNITY AFFAIRS - PTRF STATE AID

Special Municipal Aid Act		24,305	29,305		5,000
Regional Efficiency Aid Program (PTRF)		9,992	10,992		1,000

State Aid	Totals:	\$1,014,265	\$1,034,515	\$20,250
------------------	----------------	-------------	-------------	----------

Comparison of Budget Amounts

FY 2006 Appropriations Act -- P.L.2005, c. 132

Page 3 of 18
July 2005

-- \$ Add 000 --

Synopsis	Lang	(1) Budget Message	(2) P.L.2005, c. 132	Difference (2) - (1)
COMMUNITY AFFAIRS Totals:		\$1,101,921	\$1,125,811	\$23,890
CORRECTIONS				

CORRECTIONS - GF CAPITAL

Capital	Totals:	\$5,000	\$5,000	\$0
---------	---------	---------	---------	-----

CORRECTIONS - DSS

Savings from Administrative Efficiencies	Yes	0	-6,000	-6,000
Adult Offender Boot Camp at Albert C. Wagner YCF		3,416	0	-3,416
Stabilization and Reintegration Unit at Albert C. Wagner		0	3,416	3,416
Language Requiring Department of Corrections Employees to Pay Fair Market Rent for Departmental Housing	Yes			

Direct State Services Totals:		\$913,940	\$907,940	(\$6,000)
--------------------------------------	--	-----------	-----------	-----------

CORRECTIONS - GRANTS-IN-AID

Day Reporting Program		10,423	12,173	1,750
Re-Entry Case Management Services (Shift from Community Care)	Yes	0	400	400
Language Authorizing Expenditure of State Parole Board After-Care Accounts for Young Adult Ex-Offenders	Yes			

Grants-In-Aid Totals:		\$114,504	\$116,654	\$2,150
------------------------------	--	-----------	-----------	---------

CORRECTIONS Totals:		\$1,033,444	\$1,029,594	(\$3,850)
----------------------------	--	-------------	-------------	-----------

EDUCATION

EDUCATION - GF CAPITAL

Capital	Totals:	\$1,050	\$1,050	\$0
---------	---------	---------	---------	-----

EDUCATION - DSS

Savings from Administrative Efficiencies		0	-2,000	-2,000
Statewide Assessment Program		23,225	16,225	-7,000
Language Allocating Grant for Learning Through Listening Program	Yes			
Language Allocating Funds from Literacy Initiative to Literacy Volunteers	Yes			
Language Capping Appropriations of Unanticipated Receipts from Board of Examiners' Fees	Yes			
Language Allocating Funds from Governor's Literacy Initiative to Commission for the Blind and Visually Impaired	Yes			

Comparison of Budget Amounts

FY 2006 Appropriations Act -- P.L.2005, c. 132

Page 4 of 18
July 2005

-- \$ Add 000 --

Synopsis	Lang	(1) Budget Message	(2) P.L.2005, c. 132	Difference (2) - (1)
Efficiency and Effectiveness Study		250	0	-250
Student Registration and Record System Carryforward Language	Yes			
Direct State Services Totals:		\$69,374	\$60,124	(\$9,250)
EDUCATION - GRANTS-IN-AID				
Summer Academy for Professional Development		750	0	-750
Social Promotion Initiative Language	Yes			
Grants-In-Aid Totals:		\$18,879	\$18,129	(\$750)
EDUCATION - GF STATE AID				
Core Curriculum Standards Aid (Shift from GF to PTRF)		497,089	128,947	-368,142
Nonpublic Auxiliary Services Aid		34,912	34,224	-688
Nonpublic Handicapped Aid		26,789	29,322	2,533
Nonpublic Auxiliary/Handicapped Transportation Aid		3,610	4,396	786
Collingswood School District		0	1,000	1,000
Ewing School District		0	2,200	2,200
Wallington School District		0	750	750
School District of Trenton - Security		0	1,500	1,500
Englewood Implementation Aid		0	4,000	4,000
High Expectations for Learning Proficiency	Yes	0	15,000	15,000
Lawrence Township (Mercer) School District Extraordinary Aid		0	750	750
Edison School District		0	1,000	1,000
Montclair Board of Education - Desegregation Aid		0	500	500
Montclair Board of Education - Minority Student Achievement Network		0	1,000	1,000
Carryforward Language for Grants to Nonpublic High Schools for Capital Projects for Secular Purpose	Yes			
School Construction and Renovation Fund		267,780	259,269	-8,511
EDUCATION - PTRF STATE AID				
Core Curriculum Standards Aid (Shift from GF to PTRF)		5,214,021	5,582,163	368,142
Payments for Institutionalized Children - Unknown District Of Residence (PTRF)		23,500	24,500	1,000
Abbott-Bordered District Aid		0	20,000	20,000
Above Average Enrollment Growth (PTRF)	Yes	0	12,000	12,000
Language Reducing Education Opportunity Aid to Abbott Districts by Amount of Surplus Property Proceeds	Yes			

Comparison of Budget Amounts

FY 2006 Appropriations Act -- P.L.2005, c. 132

Page 5 of 18
July 2005

-- \$ Add 000 --

Synopsis	Lang	(1) Budget Message	(2) P.L.2005, c. 132	Difference (2) - (1)
Language Authorizing Education Opportunity Aid Carryforward to be Used for Abbott Supervision	Yes			
Language Allocating Funds from Education Opportunity Aid to New Jersey Symphony to Assist Students in Abbott Districts	Yes			
Charter School Aid	Yes	11,700	11,758	58
School Choice (PTRF)		7,969	9,969	2,000
Charter Schools - Council on Local Mandates Decision Offset Aid (PTRF)		5,500	8,300	2,800
Transportation Aid (PTRF)	Yes			

State Aid	Totals:	\$9,296,264	\$9,355,942	\$59,678
------------------	----------------	-------------	-------------	----------

Language Authorizing State Aid Withholding for School Districts for Failure to Comply with Data Collection Requests	Yes			
Language Authorizing Reduction in State Aid to School Districts that Improperly Classify Administrative Costs	Yes			
Language Authorizing State Aid Withholding for Travel Expense Policy Violations	Yes			

General Provisions	Totals:	\$0	\$0	\$0
---------------------------	----------------	-----	-----	-----

EDUCATION	Totals:	\$9,385,567	\$9,435,245	\$49,678
------------------	----------------	-------------	-------------	----------

ENVIRONMENTAL PROTECTION

ENVIRONMENTAL PROTECTION - GF CAPITAL

Hazardous Substance Discharge Remediation - Constitutional Dedication		29,431	30,431	1,000
Private Underground Tank Remediation - Constitutional Dedication		11,963	12,363	400
Hazardous Substance Discharge Remediation Loans and Grants - Constitutional Dedication		11,963	12,363	400

Capital	Totals:	\$82,463	\$84,263	\$1,800
----------------	----------------	----------	----------	---------

ENVIRONMENTAL PROTECTION - DSS

Savings from Administrative Efficiencies		0	-3,500	-3,500
Hunters' and Anglers' License Fund - Salaries and Wages	Yes	42,681	44,281	1,600
Hunters' and Anglers' License Fund - Materials and Supplies		3,856	5,556	1,700
Hunters' and Anglers' License Fund - Maintenance and Fixed Charges		3,156	3,556	400
Hunters' and Anglers' License Fund - Employee Benefits		2,776	3,276	500
Water Resources Monitoring and Planning - Constitutional Dedication		11,963	12,363	400

Comparison of Budget Amounts

FY 2006 Appropriations Act -- P.L.2005, c. 132

Page 6 of 18
July 2005

-- \$ Add 000 --

Synopsis	Lang	(1) Budget Message	(2) P.L.2005, c. 132	Difference (2) - (1)
Language Appropriating Potential Additional Federal Funds in Remediation Management and Response Program Classification for Superfund Grants		Yes		
Cleanup Projects Administrative Costs - Constitutional Dedication		6,460	6,680	220
Carryforward Language for Recycling Fund Account for Administration for Recycling Incentive Grants		Yes		
Carryforward Language for Solid Waste Utility Regulation Receipts		Yes		
Direct State Services Totals:		\$216,636	\$217,956	\$1,320
ENVIRONMENTAL PROTECTION - GRANTS-IN-AID				
Waterloo Village		0	250	250
Lake Hopatcong Commission		0	500	500
Grants-In-Aid Totals:		\$0	\$750	\$750
ENVIRONMENTAL PROTECTION - GF STATE AID				
ENVIRONMENTAL PROTECTION - PTRF STATE AID				
State Aid Totals:		\$19,072	\$19,072	\$0
ENVIRONMENTAL PROTECTION Totals:		\$318,171	\$322,041	\$3,870
HEALTH AND SENIOR SERVICES				
HEALTH AND SENIOR SERVICES - GF CAPITAL				
Capital Totals:		\$0	\$0	\$0
HEALTH AND SENIOR SERVICES - CASINO REVENUE FUND DSS				
HEALTH AND SENIOR SERVICES - DSS				
Savings from Administrative Efficiencies		0	-3,500	-3,500
Direct State Services Totals:		\$67,907	\$64,407	(\$3,500)
HEALTH AND SENIOR SERVICES - CASINO REVENUE FUND GRANTS-IN-AID				
Language Requiring PAAD Beneficiaries to Be Enrolled in Medicare Drug Program		Yes		
Language Authorizing State Payments for PAAD and Senior Gold Costs Not Covered by Medicare Part D		Yes		
Pharmaceutical Assistance to the Aged and Disabled - Claims (Timing of Pricing Update Change)		Yes		
Language Clarifying that PAAD Will Bill Medicare for Medicare Part B Drugs and Supplies on Behalf of Pharmacies		Yes		
HEALTH AND SENIOR SERVICES - GRANTS GF				

Comparison of Budget Amounts

FY 2006 Appropriations Act -- P.L.2005, c. 132

Page 7 of 18

July 2005

-- \$ Add 000 --

Synopsis	Lang	(1) Budget Message	(2) P.L.2005, c. 132	Difference (2) - (1)
Cancer Institute of New Jersey		18,250	22,250	4,000
Jersey City Medical Center		0	2,500	2,500
Celeste Foundation Early Intervention of Autism Research Project		0	500	500
Hemophilia Association of New Jersey		0	200	200
Cancer Research	Yes	0	37,000	37,000
Trinitas Hospital		0	1,500	1,500
Cost of Living Adjustment, AIDS Services		0	498	498
Cost of Living Adjustment, Public Health Protections		0	85	85
Cost of Living Adjustment, Family Health Services		0	2,095	2,095
Camden Optometric Eye Center		0	300	300
Language Coordinating AIDS Drug Distribution Program (ADDP) and Medicare Part D Benefits	Yes			
Language Requiring AIDS Drug Distribution Program (ADDP) Beneficiaries to Be Enrolled in Medicare Drug Program	Yes			
Language Permitting Transfer of Amounts Within AIDS Services Program Classification	Yes			
Carryforward Language for Stroke Centers Account	Yes			
Carryforward Language for the Tourette Syndrome Association of New Jersey Account	Yes			
Deletion of Language Concerning AIDS Drug Distribution Program	Yes			
Health Care Subsidy Fund Payments (Charity Care) (Shift to UI Funding)		119,725	19,725	-100,000
Health Care Subsidy Fund Payments (Charity Care)	Yes	119,725	144,725	25,000
Hospital Assistance Grants	Yes	0	65,200	65,200
Atlantic Health Care Patient ID System		0	500	500
Deletion of Language Concerning Second Referral Debt Collection - Hospitals Revenue Item	Yes			
Payments for Medical Assistance Recipients - Nursing Homes (Rebasing)	Yes	637,100	660,500	23,400
Payments for Medical Assistance Recipients - Nursing Homes (Shift to Global Budget)		637,100	624,600	-12,500
PAAD - Claims		82,968	62,968	-20,000
Pharmaceutical Assistance to the Aged and Disabled - Claims (Timing of Pricing Update Change)	Yes	82,968	90,868	7,900
Medical Day Care Services (Eliminate Co-Pay)	Yes	70,551	73,751	3,200
Assisted Living Program (Shift to Global Budget)		26,040	23,540	-2,500

Comparison of Budget Amounts

FY 2006 Appropriations Act -- P.L.2005, c. 132

Page 8 of 18
July 2005

-- \$ Add 000 --

Synopsis	Lang	(1) Budget Message	(2) P.L.2005, c. 132	Difference (2) - (1)
Residential Health Care Facilities (Shift to Payments for Supplemental Security Income)		2,200	0	-2,200
Global Budget Long Term Care Initiative (Shift from Certain Nursing Homes and Assisted Living Programs)	Yes	0	15,000	15,000
Cost of Living Adjustment, Senior Services		0	402	402
Language Authorizing State Payments for PAAD and Senior Gold Costs Not Covered by Medicare Part D	Yes			
Language Clarifying that PAAD and Senior Gold Will Bill Medicare for Medicare Part B Drugs and Supplies on Behalf of Pharmacies	Yes			
Language Conditioning Appropriation for ElderCare Initiatives Program on Collection of Incorrect Payments for Jersey Assistance for Community Caregiving (JACC) Beneficiaries	Yes			
Deletion of Language Concerning Medical Day Care Rate Freeze	Yes			
Language Requiring PAAD Beneficiaries to Be Enrolled in Medicare Drug Program	Yes			

Grants-In-Aid Totals:

\$1,540,408

\$1,592,488

\$52,080

HEALTH AND SENIOR SERVICES - GF STATE AID

State Aid Totals:

\$9,552

\$9,552

\$0

HEALTH AND SENIOR SERVICES Totals:

\$1,617,867

\$1,666,447

\$48,580

HUMAN SERVICES

HUMAN SERVICES - GF CAPITAL

Capital Totals:

\$11,600

\$11,600

\$0

HUMAN SERVICES - DSS

Savings from Administrative Efficiencies		0	-10,500	-10,500
Carryforward Language for Developmental Center Enhancement Account	Yes			
Language Allocating New Lisbon Developmental Center Funding for Fire and Rescue Squad Services	Yes			
Language Allocating Funds from Governor's Literacy Initiative to Commission for the Blind and Visually Impaired	Yes			
Language Allocating Funds to Court Appointed Special Advocate Program	Yes			
Language Authorizing Division of Addiction Services to Bill Patient's Insurance Carrier	Yes			
Child Protective and Permanency Services (Shift from Federal to GF)		114,701	118,000	3,299

Comparison of Budget Amounts

FY 2006 Appropriations Act -- P.L.2005, c. 132

Page 9 of 18
July 2005

-- \$ Add 000 --

Synopsis	Lang	(1) Budget Message	(2) P.L.2005, c. 132	Difference (2) - (1)
Direct State Services Totals:		\$759,742	\$752,541	(\$7,201)

HUMAN SERVICES - CASINO REVENUE FUND GRANTS-IN-AID

Removes Language Requiring Personal Care Services Annual Reports

Yes

Group Homes (Shift from CRF to GF)

26,247

20,354

-5,893

HUMAN SERVICES - GRANTS-IN-AID

Community Care (Shift to Re-Entry Case Management Services)

Yes

228,924

228,124

-800

Language Allocating Funds From Community Care for Jail Diversion in Various Counties

Yes

Managed Care Initiative

598,522

583,522

-15,000

Payments for Medical Assistance Recipients - Prescription Drugs (Timing of Pricing Update Change)

Yes

505,378

508,778

3,400

Payments for Medical Assistance Recipients - Prescription Drugs (Dual Eligibles)

Yes

505,378

525,978

20,600

Payments for Medical Assistance Recipients - Prescription Drugs (Eliminate Co-Pay)

Yes

505,378

508,378

3,000

NJ FamilyCare - Affordable and Accessible Health Coverage Benefits

107,161

113,161

6,000

Payments for Medical Assistance Recipients - Physician Services (Eliminate Co-Pay)

Yes

32,944

36,244

3,300

Language Conditioning Appropriation for Payments for Medical Assistance Recipients - Outpatient Hospital on Termination of Certification for Certain New or Re-Locating Off-Site Hospital-Based Entities.

Yes

Removes Language Requiring Personal Care Services Annual Reports

Yes

Group Homes (Shift from CRF to GF)

398,872

404,765

5,893

Purchased Residential Care (Shift from General Fund to Federal Funds)

Yes

331,520

322,520

-9,000

CSWL Initiative Development (DDD Group Homes)

Yes

16,713

20,713

4,000

Bancroft School

0

125

125

Less Federal Funding for CSWL Initiative Development (DDD Group Homes)

-210,420

-211,420

-1,000

Carryforward Language for Developmental Center Enhancement Account

Yes

Pharmaceuticals for Working GA Clients

1,300

0

-1,300

Child Protective and Permanency Services (Shift from GF to Federal Funds)

302,005

298,706

-3,299

Hudson Cradle

0

100

100

Comparison of Budget Amounts

FY 2006 Appropriations Act -- P.L.2005, c. 132

Page 10 of 18
July 2005

-- \$ Add 000 --

Synopsis	Lang	(1) Budget Message	(2) P.L.2005, c. 132	Difference (2) - (1)
Ginnie's House (Sussex)		0	100	100
Language Requiring Division of Child Behavioral Health Services Families to Apply for Medicaid and FamilyCare	Yes			
Turning Point Alcohol and Drug Rehabilitation Program		0	200	200
Integrity, Inc.		0	400	400
United Way 2-1-1 System		0	350	350
Cost of Living Adjustment (Community Care Providers)	Yes	0	21,706	21,706
Grants-In-Aid Totals:		\$3,995,737	\$4,028,619	\$32,882

HUMAN SERVICES - GF STATE AID

Payments for Supplemental Security Income (Shift from Residential Health Care Facilities) 74,733 76,933 2,200

State Aid Totals:	\$466,433	\$468,633	\$2,200
--------------------------	------------------	------------------	----------------

HUMAN SERVICES Totals:	\$5,233,512	\$5,261,393	\$27,881
-------------------------------	--------------------	--------------------	-----------------

LABOR AND WORKFORCE DEVELOPMENT

LABOR - DSS

Savings from Administrative Efficiencies 0 -250 -250

Direct State Services Totals:	\$60,946	\$60,696	(\$250)
--------------------------------------	-----------------	-----------------	----------------

LABOR - CASINO REVENUE FUND GRANTS-IN-AID

LABOR - GRANTS-IN-AID

Sheltered Workshop Transportation 1,060 1,460 400

Cost of Living Adjustment, Sheltered Workshops 0 188 188

Grants-In-Aid Totals:	\$46,694	\$47,282	\$588
------------------------------	-----------------	-----------------	--------------

LABOR - GF STATE AID

State Aid Totals:	\$1,522	\$1,522	\$0
--------------------------	----------------	----------------	------------

LABOR AND WORKFORCE DEVELOPMENT Totals:	\$109,162	\$109,500	\$338
--	------------------	------------------	--------------

LAW AND PUBLIC SAFETY

LAW AND PUBLIC SAFETY - GF CAPITAL

Capital Totals:	\$4,805	\$4,805	\$0
------------------------	----------------	----------------	------------

LAW AND PUBLIC SAFETY - CASINO CONTROL FUND DSS

Comparison of Budget Amounts

FY 2006 Appropriations Act -- P.L.2005, c. 132

Page 11 of 18
July 2005

-- \$ Add 000 --

Synopsis	Lang	(1) Budget Message	(2) P.L.2005, c. 132	Difference (2) - (1)
LAW AND PUBLIC SAFETY - CASINO REVENUE FUND DSS				
LAW AND PUBLIC SAFETY - DSS				
Savings from Administrative Efficiencies		0	-5,250	-5,250
Purchase and Maintenance of MedEvac and Law Enforcement Helicopters	Yes	0	2,271	2,271
Cigarette Task Force		0	708	708
Criminal Sentencing Commission		0	100	100
Criminal Disposition Commission		0	300	300
Office of Counter-Terrorism Carryforward Language	Yes			
A-901 Fee Reimbursement		0	8,250	8,250
Direct State Services Totals:		\$560,466	\$566,845	\$6,379
LAW AND PUBLIC SAFETY - GRANTS-IN-AID				
Re-Entry Case Management Services (Shift from Community Care)	Yes	0	400	400
Day Reporting Program		0	1,200	1,200
Cost of Living Adjustment, Crisis Intervention/State Community Partnership		0	124	124
Cost of Living Adjustment, Purchase of Services for Juvenile Offenders		0	3	3
Cost of Living Adjustment, Alternatives to Incarceration Programs		0	26	26
Cost of Living Adjustment, State Incentive Program		0	35	35
DEPARTMENT OF LAW AND PUBLIC SAFETY - GUB GRANTS-IN-AID				
Grants-In-Aid Totals:		\$20,414	\$22,202	\$1,788
LAW AND PUBLIC SAFETY - GF STATE AID				
State Aid Totals:		\$8,030	\$8,030	\$0
LAW AND PUBLIC SAFETY Totals:		\$593,715	\$601,882	\$8,167
MILITARY AND VETERANS' AFFAIRS				
MILITARY AND VETERANS AFFAIRS - GF CAPITAL				
Capital Totals:		\$175	\$175	\$0
MILITARY AND VETERANS' AFFAIRS - DSS				
Savings from Administrative Efficiencies		0	-500	-500

Comparison of Budget Amounts

FY 2006 Appropriations Act -- P.L.2005, c. 132

Page 12 of 18
July 2005

-- \$ Add 000 --

Synopsis	Lang	(1) Budget Message	(2) P.L.2005, c. 132	Difference (2) - (1)
Jersey City Armory		0	1,200	1,200
Direct State Services Totals:		\$85,011	\$85,711	\$700

MILITARY AND VETERANS' AFFAIRS - GRANTS-IN-AID

Grants-In-Aid Totals:		\$1,544	\$1,544	\$0
MILITARY AND VETERANS' AFFAIRS Totals:		\$86,730	\$87,430	\$700

PERSONNEL

PERSONNEL - DSS

Savings from Administrative Efficiencies		0	-1,000	-1,000
Salaries and Wages (Shift to Department of State)		19,956	19,795	-161
Direct State Services Totals:		\$25,701	\$24,540	(\$1,161)
PERSONNEL Totals:		\$25,701	\$24,540	(\$1,161)

STATE

STATE - DSS

Savings from Administrative Efficiencies	Yes	0	-1,250	-1,250
New Jersey Network: Microwave Technology		0	500	500
Salaries and Wages (Shift from Personnel to Office of Secretary of State)		4,703	4,864	161
Amistad Commission		300	887	587
Language Allocating Additional \$5 Million from New Jersey Public Records Preservation Account to General Fund	Yes			
Direct State Services Totals:		\$25,086	\$25,084	(\$2)

STATE - GRANTS-IN-AID

Opportunity Program Grants	Yes	23,410	26,910	3,500
New Jersey Transfer Initiative		563	780	217
Tuition Aid Grants		211,908	208,908	-3,000
Outstanding Scholar Recruitment Program		13,169	13,953	784
Rutgers - General Institutional Operations (Newark School of Business)	Yes	1,527,090	1,545,090	18,000
Rutgers - General Institutional Operations (EcoComplex and E3CO, Inc)	Yes	1,527,090	1,527,440	350

Comparison of Budget Amounts

FY 2006 Appropriations Act -- P.L.2005, c. 132

Page 13 of 18
July 2005

-- \$ Add 000 --

Synopsis	Lang	(1) Budget Message	(2) P.L.2005, c. 132	Difference (2) - (1)
Rutgers - General Institutional Operations (Gubernatorial Papers Project)	Yes	1,527,090	1,527,590	500
UMDNJ General Institutional Operations	Yes	1,427,347	1,464,147	36,800
Language Appropriating Autism Medical Research and Treatment Fund Receipts for Governor's Council for Medical Research and Treatment of Infantile Autism	Yes			
Institutional Support - Thomas Edison		31,303	31,603	300
The John S. Watson Institute for Public Policy		0	314	314
General Institutional Operations - Kean University		156,634	157,384	750
Language Reducing Appropriations for any Senior Public College or University That Increases Tuition More Than 8%	Yes			
Newark Museum		2,430	4,930	2,500
Battleship New Jersey Museum		1,500	3,000	1,500
Ellis Island New Jersey Foundation		400	600	200
Paper Mill Playhouse		0	1,000	1,000
Rutgers Camden Performing Arts Center		0	450	450
Weehawken Arts		0	250	250
Thomas Edison Museum		0	500	500
Grants-In-Aid Totals:		\$1,186,627	\$1,251,542	\$64,915
STATE - GF STATE AID				
State Aid Totals:		\$18,537	\$18,537	\$0
STATE Totals:		\$1,230,250	\$1,295,163	\$64,913
TRANSPORTATION				
TRANSPORTATION - GF CAPITAL				
Language Appropriating GARVEE Bond Proceeds to DOT for Route 52 Causeway	Yes			
Capital Totals:		\$805,000	\$805,000	\$0
TRANSPORTATION - DSS				
Savings from Administrative Efficiencies		0	-2,500	-2,500
Deletes Budget Director Approval for New Jersey Motor Vehicle Commission Appropriation Determination	Yes			
Direct State Services Totals:		\$92,175	\$89,675	(\$2,500)

Comparison of Budget Amounts

FY 2006 Appropriations Act -- P.L.2005, c. 132

Page 14 of 18
July 2005

-- \$ Add 000 --

Synopsis	Lang	(1) Budget Message	(2) P.L.2005, c. 132	Difference (2) - (1)
----------	------	-----------------------	-------------------------	-------------------------

Language Appropriating Federal Funds for GARVEE Bond Debt Service Yes

Federal Approp	Totals:	\$0	\$0	\$0
-----------------------	----------------	-----	-----	-----

TRANSPORTATION - GRANTS-IN-AID

Railroad and Bus Operations (Shift to Petroleum Overcharge Reimbursement Fund) Yes 278,700 273,700 -5,000

Grants-In-Aid	Totals:	\$278,700	\$273,700	(\$5,000)
----------------------	----------------	-----------	-----------	-----------

TRANSPORTATION - CASINO REVENUE FUND STATE AID

State Aid	Totals:	\$34,352	\$34,352	\$0
------------------	----------------	----------	----------	-----

TRANSPORTATION	Totals:	\$1,210,227	\$1,202,727	(\$7,500)
-----------------------	----------------	-------------	-------------	-----------

TREASURY

TREASURY - GF CAPITAL

Capital	Totals:	\$0	\$0	\$0
----------------	----------------	-----	-----	-----

TREASURY - CASINO CONTROL FUND DSS

TREASURY - DSS

Savings from Administrative Efficiencies	Yes	0	-5,750	-5,750
New Jersey Commission on Science and Technology - Salaries and Wages		371	471	100
Regulation of Cable Television - Personal Services		24,787	24,841	54
Administration and Support Services - Personal Services (BPU)		24,787	25,349	562
Utility Regulation - Personal Services		24,787	25,018	231
Regulatory Support Services - Personal Services		24,787	25,001	214
Administration and Support Services - Services Other than Personal (BPU)		3,106	3,181	75
Regulatory Support Services - Materials and Supplies		486	518	32
Administration and Support Services - Materials and Supplies (BPU)		486	518	32
Regulation of Cable Television - Materials and Supplies		486	494	8
Utility Regulation - Materials and Supplies		486	518	32
Utility Regulation - Additions, Improvements and Equipment		286	392	106
Regulation of Cable Television - Additions, Improvements and Equipment		286	306	20

Comparison of Budget Amounts

FY 2006 Appropriations Act -- P.L.2005, c. 132

Page 15 of 18
July 2005

-- \$ Add 000 --

Synopsis	Lang	(1) Budget Message	(2) P.L.2005, c. 132	Difference (2) - (1)
Regulatory Support Services - Additions, Improvements and Equipment		286	366	80
Administration and Support Services - Additions, Improvements and Equipment (BPU)		286	366	80
Energy Master Plan Development		0	436	436
Energy Targets		0	240	240
Database Projects		0	502	502
Language Appropriating Receipts from New Jersey Clean Energy Trust Fund for Salary and Operating Cost of Office of Clean Energy	Yes			
Language Appropriating Interest Income in Clean Energy Fund for BPU Clean Energy Program	Yes			
Taxation Services and Administration - Salaries and Wages		106,005	106,138	133
Taxation Services and Administration - Materials and Supplies		5,098	5,257	159
Language Appropriating Receipts from Nextel Corporation under Plan Funding Agreement for Reimbursement of Administrative and Procurement Costs Related to Such Agreements	Yes			

Direct State Services Totals:

\$408,208

\$405,554

(\$2,654)

TREASURY - GRANTS-IN-AID

Higher Education Capital Improvement Program - Debt Service		29,100	35,100	6,000
Higher Education Capital Improvement Program - Debt Service		29,100	11,100	-18,000
Higher Education Facilities Trust Fund - Debt Service		18,183	21,033	2,850
Marine Sciences Consortium		426	576	150
Institute for Advanced Study - Park City Mathematics Institute		80	130	50
Institute for Advanced Study - Discrete Mathematics and Computer Science Center		80	130	50
Stevens Institute of Technology - New Jersey Community College Strategic Partnership		0	1,000	1,000
Bloomfield College - Science Laboratory		0	500	500
Carryforward Language for Stem Cell Research Grant - EDA Account	Yes			
New Jersey Commerce, Economic Growth and Tourism Commission		18,069	19,819	1,750
Increase Language Allocation to New Jersey Small Business Development Centers from the New Jersey Commerce, Economic Growth and Tourism Commission Appropriation.	Yes			
Science and Technology Grants		7,450	13,950	6,500
New Jersey Commission on Science and Technology (Manufacturing Extension Program)	Yes	7,450	8,050	600

Comparison of Budget Amounts

Page 16 of 18
July 2005

FY 2006 Appropriations Act -- P.L.2005, c. 132

-- \$ Add 000 --

Synopsis	Lang	(1) Budget Message	(2) P.L.2005, c. 132	Difference (2) - (1)
----------	------	-----------------------	-------------------------	-------------------------

Language Carrying Forward Balance in New Jersey Competitiveness Fund Account and Transferring up to \$1.5 Million to New Jersey Stem Cell Research Institute Account

Yes

TREASURY - PTRF GRANTS-IN-AID

Homestead Property Tax Rebates for Homeowners (PTRF)	Yes	414,988	966,488	551,500
Homestead Property Tax Rebates for Homeowners (PTRF) (Offset for FY 2005 Supplemental Appropriation)		414,988	14,988	-400,000
Homestead Property Tax Rebates for Tenants (PTRF)		63,500	125,000	61,500

Grants-In-Aid Totals:		\$806,385	\$1,020,835	\$214,450
------------------------------	--	-----------	-------------	-----------

TREASURY - GF STATE AID

Cherry Hill Township - Library Debt Service		0	1,000	1,000
---	--	---	-------	-------

Carryforward Language for Highlands Protection Fund and Grants Transfer Authority for Watershed Moratorium Offset Aid Account

Yes

TREASURY - PTRF STATE AID

State Aid Totals:		\$469,006	\$470,006	\$1,000
--------------------------	--	-----------	-----------	---------

TREASURY Totals:		\$1,683,599	\$1,896,395	\$212,796
-------------------------	--	-------------	-------------	-----------

MISCELLANEOUS EXECUTIVE COMMISSIONS

MISCELLANEOUS COMMISSIONS - DSS

Direct State Services Totals:		\$1,403	\$1,403	\$0
--------------------------------------	--	---------	---------	-----

MISCELLANEOUS EXECUTIVE COMMISSIONS Totals:		\$1,403	\$1,403	\$0
--	--	---------	---------	-----

INTERDEPARTMENTAL ACCOUNTS

INTERDEPARTMENTAL - GF CAPITAL

Capital Totals:		\$179,327	\$179,327	\$0
------------------------	--	-----------	-----------	-----

SALARY INCREASES AND OTHER BENEFITS - DSS

PROPERTY RENTALS - DSS

EMPLOYEE BENEFITS - DSS

INSURANCE AND OTHER SERVICES - DSS

UTILITIES AND OTHER SERVICES - DSS

OTHER INTERDEPARTMENTAL ACCOUNTS - DSS

Fuel and Utilities		26,795	27,495	700
Household and Security		6,059	7,689	1,630

Comparison of Budget Amounts

FY 2006 Appropriations Act -- P.L.2005, c. 132

-- \$ Add 000 --

Synopsis	Lang	(1) Budget Message	(2) P.L.2005, c. 132	Difference (2) - (1)
State Employees' Health Benefit	Yes	552,126	492,126	-60,000
Public Employees' Retirement System		0	22,314	22,314
Savings from Office of Information Technology Administrative Efficiencies	Yes	0	-1,000	-1,000
Language Limiting Traditional Plan Expenditures as Agreed to by Certain Additional Bargaining Units and Certain Additional Employees	Yes			
Interest on Short Term Notes		22,300	46,000	23,700
Employee Actions		-50,000	0	50,000
Direct State Services Totals:		\$1,895,613	\$1,932,957	\$37,344
EMPLOYEE BENEFITS - GRANTS-IN-AID				
SALARY INCREASES AND OTHER BENEFITS - GRANTS-IN-AID				
AID TO INDEPENDENT AUTHORITIES - GRANTS-IN-AID				
INTERDEPARTMENTAL - OTHER - GRANTS-IN-AID				
Public Employees' Retirement System		0	2,186	2,186
Property Tax Assistance and Community Development Grants	Yes	0	40,000	40,000
Carryforward Language for Enhanced 911 County Grants Account	Yes			
Salary Increases and Other Benefits		17,773	35,546	17,773
Grants-In-Aid Totals:		\$796,023	\$855,982	\$59,959
INTERDEPARTMENTAL ACCOUNTS Totals:		\$2,870,963	\$2,968,266	\$97,303
JUDICIARY				
JUDICIARY - DSS				
Direct State Services Totals:		\$554,026	\$554,026	\$0
JUDICIARY Totals:		\$554,026	\$554,026	\$0
GENERAL PROVISIONS				
Language Authorizing Appropriations for Repayment of Interest Costs Associated with Interfund Borrowing	Yes			
Language Directing the State Treasurer to Review Travel Policies	Yes	0	0	0
Language Reappropriating and Permitting Allocation of Funds from Property Tax Assistance and Community Development Grants Account to State-Level Entities	Yes			
Language Providing for a Study of Consolidation of State Leasing	Yes			

Comparison of Budget Amounts

FY 2006 Appropriations Act -- P.L.2005, c. 132

Page 18 of 18
July 2005

-- \$ Add 000 --

Synopsis	Lang	(1) Budget Message	(2) P.L.2005, c. 132	Difference (2) - (1)
----------	------	-----------------------	-------------------------	-------------------------

Language Transferring \$5 million from Second Injury Fund for General Fund Revenue Yes

Language Providing for a Study of Human Resources Functions in State Government Yes

Language Withholding Funding for Erectile Dysfunction Drugs to Registered Sex Offenders Yes

Language Concerning Allocations of Savings from Administrative Efficiencies Throughout Executive Departments Yes

Language Transferring \$20 Million from the New Home Warranty Security Fund for General Fund Revenue Yes

General Provisions	Totals:	\$0	\$0	\$0
GENERAL PROVISIONS	Totals:	\$0	\$0	\$0

DEBT SERVICE

TREASURY - GF DEBT

ENVIRONMENTAL PROTECTION - GF DEBT

Refunding Bonds (PL 1985, c.74, as Amended) 114,069 98,019 -16,050

Debt Service	Totals:	\$185,376	\$169,326	(\$16,050)
DEBT SERVICE	Totals:	\$185,376	\$169,326	(\$16,050)

Appropriations Act FY2006 Summary Totals	\$27,412,266	\$27,919,888	\$507,622
---	---------------------	---------------------	------------------